

TECHNICAL INFORMATION



vent-captor Type 3205.30

The vent-captor type 3205.30 is an air flow meter for industrial applications. The small, self-contained vent-captor is completely epoxy resin encapsulated and operates with high accuracy and repeatability even under changing working conditions. The vent-captor can be integrated into measurement and control systems without additional components.

The newly developed operating principle for the measurement of air flow, based on the calorimetric principle, provides a wide measurement range over a large quantity. The measurement range is continuously adjustable from 1 to 30 m/s. To achieve the best signal resolution 4 different units are available.

The response time is very short, even at low flow, so that this analog vent-captor is ideally suited for quick control loops.

The maintenance-free air flow meter is simple to install with the supplied mounting flange. The stainless steel housed vent-captor type 3205.30 is most suitable for use under pressure conditions. Its output signal directly refers to mass flow.



- compact air flow meter
- easy to install
- sensor for all measurement and control applications
- no moving parts
- linear current output 4-20 mA
- 4 measurement ranges up to
- 0-5 m/s, 0-10 m/s, 0-20 m/s, 0-30 m/s, continually adjustable

Sensing data:

Medium	gaseous
Measurement range	continually adjustable up to 5 m/s, 10 m/s, 20 m/s, 30 m/s, see graph
Adjustment characteristics	logarithmic to flow speed
Linearity deviation	< 5 % best fitting slope
Repeatability tolerance	< 3%
Temperature drift	< 0,3 % / K
Pressure	max. 10 bar

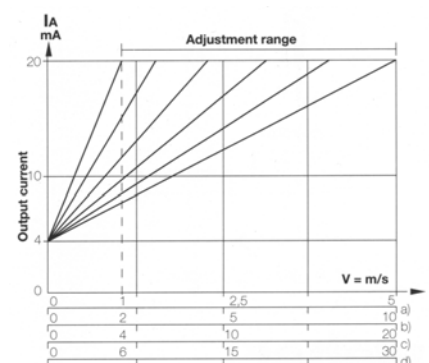
All data related to air

Electrical data:

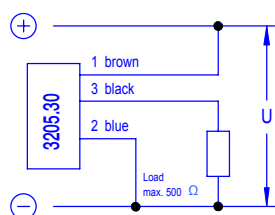
Voltage supply	24 V DC \pm 30%
Power consumption	approx. 800 mW – 1.3 W (max. flow speed)
Output current	4 to 20 mA
Resistive load	0 - 500 Ohm

Measurement range adjustment:

The measurement range of the air flow meter is adjustable with a small screwdriver turning a potentiometer. A green LED signalizes operation within the adjusted measurement range. If flow exceeds the measurement range LED turns off



Connection Diagram



weber

Sensors GmbH Strohdreich 32 D-25377 Kollmar Tel.: +49 4128-591 Fax: -593

Member of the captor Group

e-Mail: info@captor.de • www.captor.de

REV: AA / 12.05.05
sgd.: Wip./ Wil

Page 1 / 2

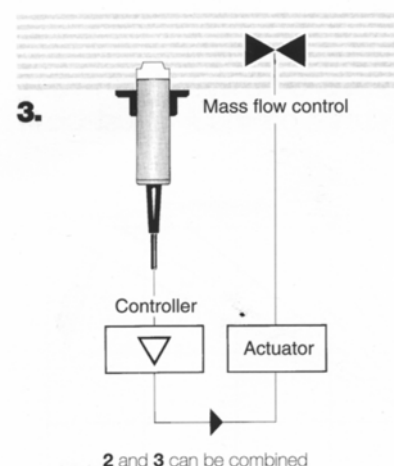

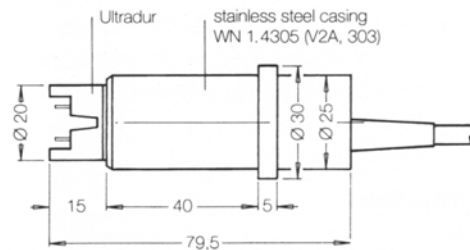
TECHNICAL INFORMATION



vent-captor Type 3205.30

Mechanical Data:

Material	Sensor probe	Housing
	Ceramic with overglaze	Ultradur and stainless steel (1.4305)
Medium temperature	-20 °C to +70 °C (-4°F to +160°F)	
Ambient temperature	-20 °C to +70 °C (-4°F to +160°F)	
Elektrical connection	2 m moulded oilflex cable / 3 x 0.5 mm ²	
Protection standard	IP 64	
Mass	approx. 200g without nut	
Mounting	union nut G1A SW37 DIN 259 ISO228	



#383, 7360 - 137 Street, Surrey BC V3W1A3
 Phone: 778-578-7956
 Sales@Cascadia-Instrumentation.com



Sensors GmbH Strohdreich 32 D-25377 Kollmar Tel.:+49 4128-591 Fax:-593

REV: AA / 12.05.05
 sgd.: Wip./ Wil
 Page 2 / 2